

# CEREALES

# UE

## EXPORTACIONES/IMPORTACIONES

# campaña 2013/2014

11 de diciembre de 2013

1 de julio de 2013 a 30 de JUNIO de 2014

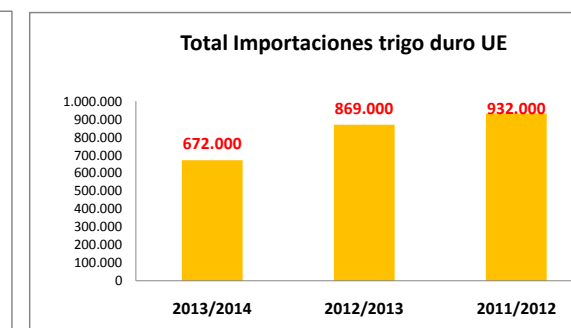
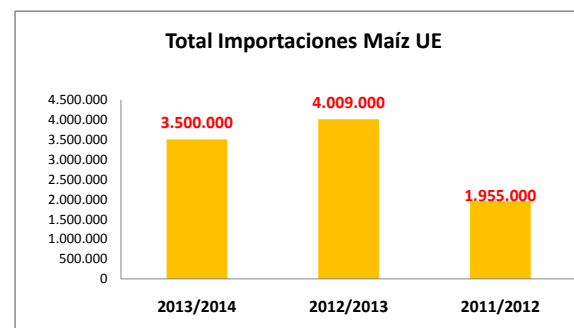
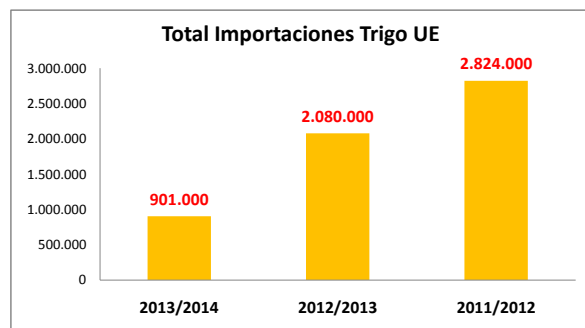
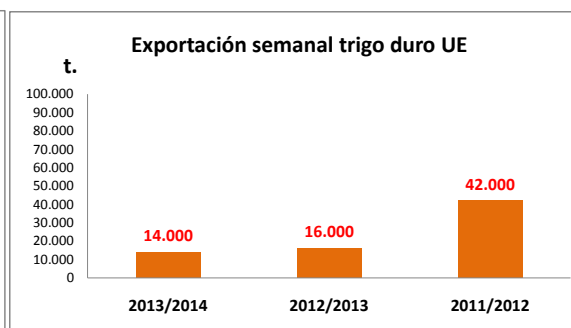
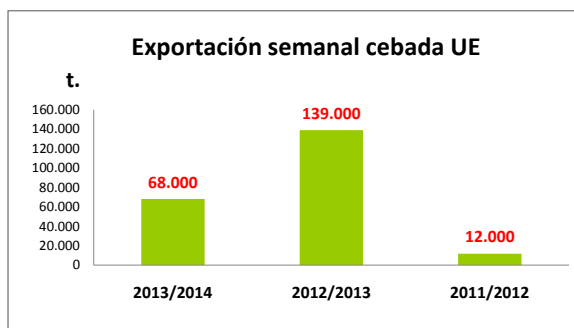
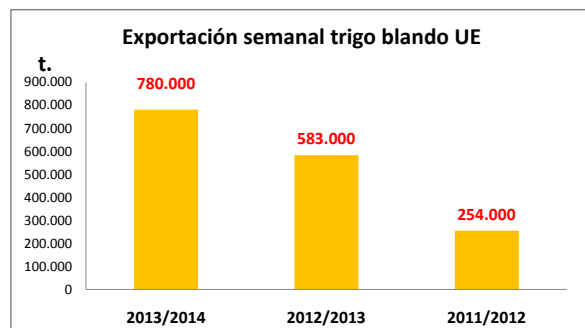
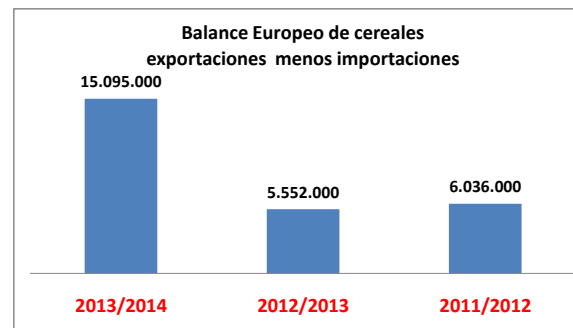
Antonio Catón Vázquez

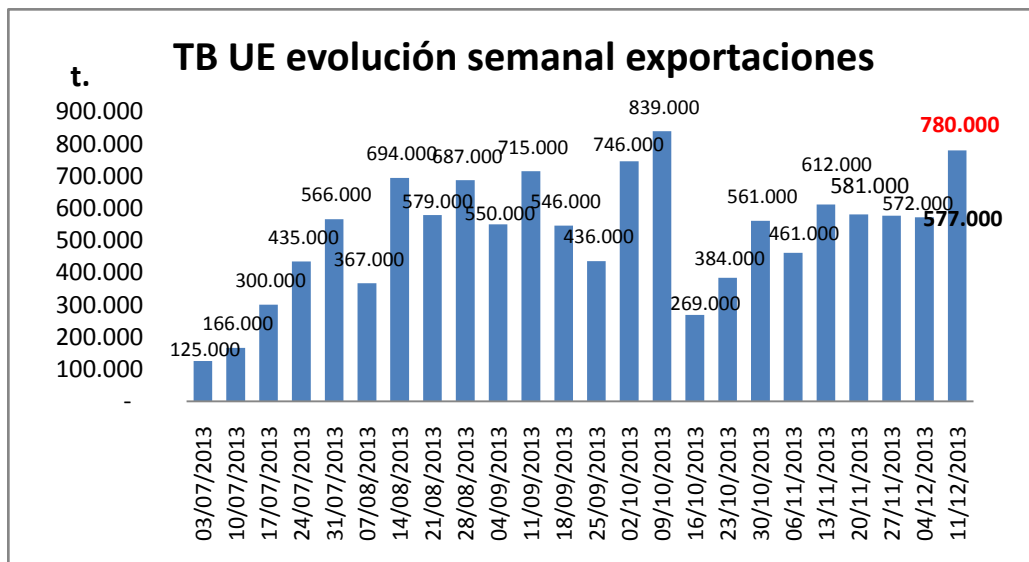
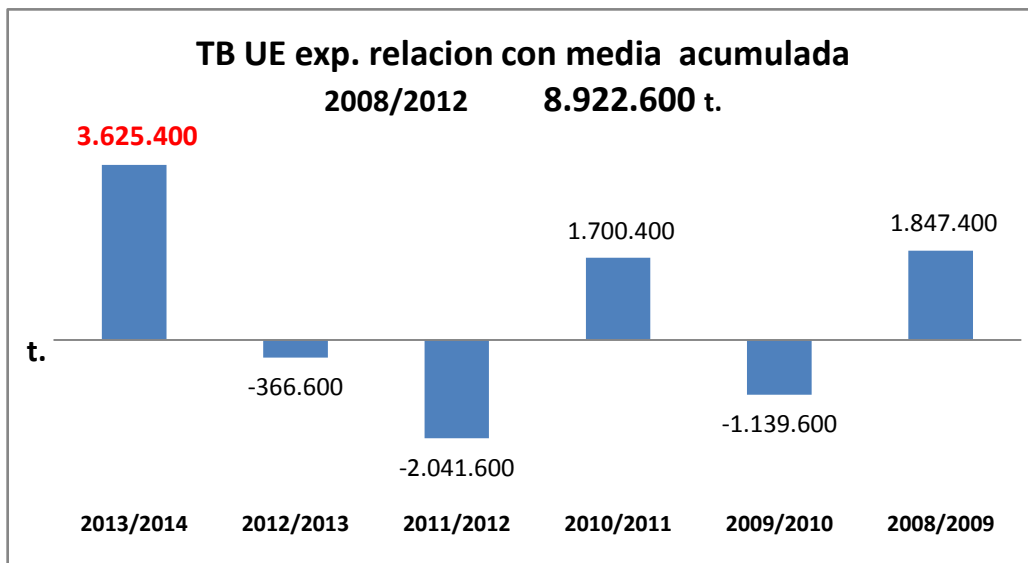
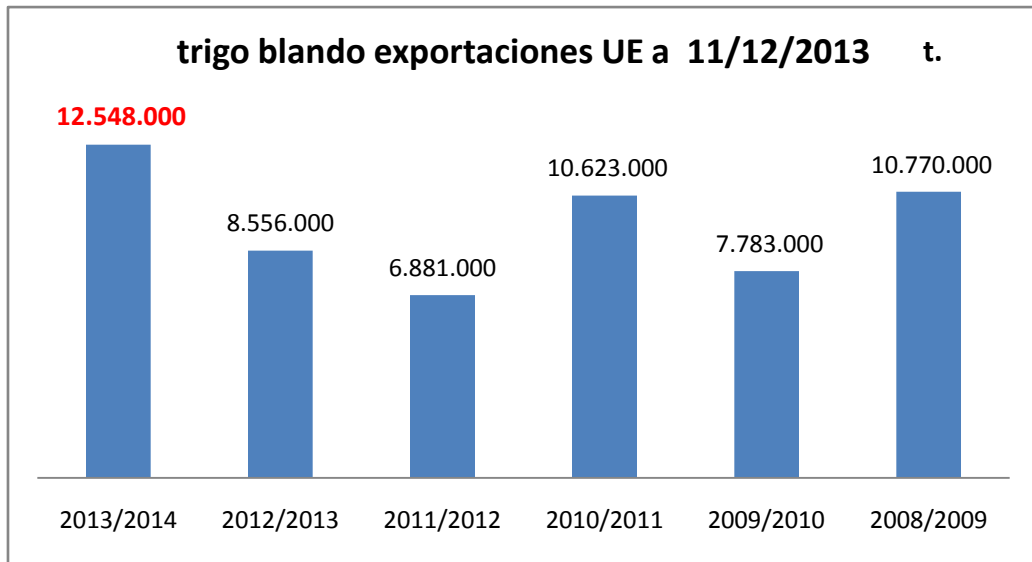
cooperativas agro-alimentarias

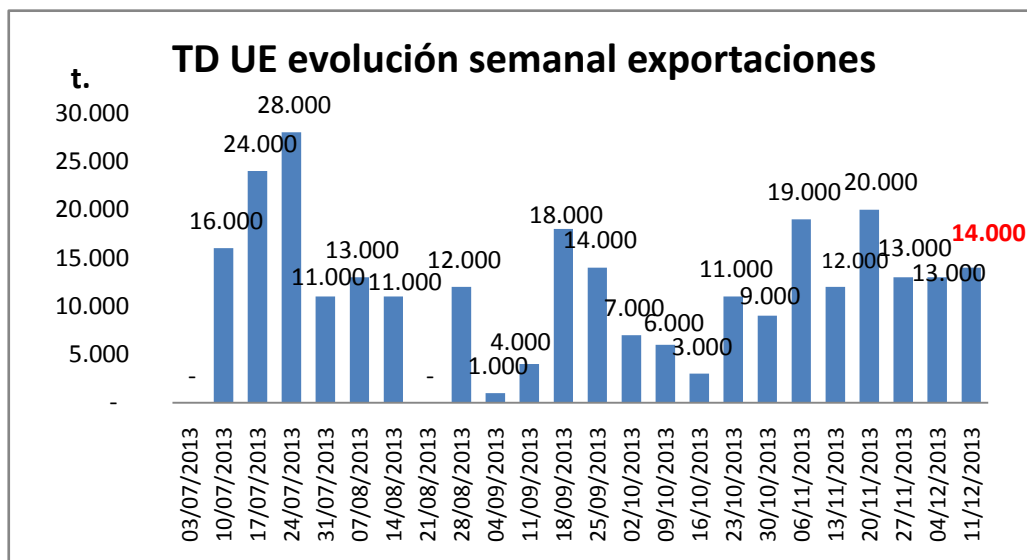
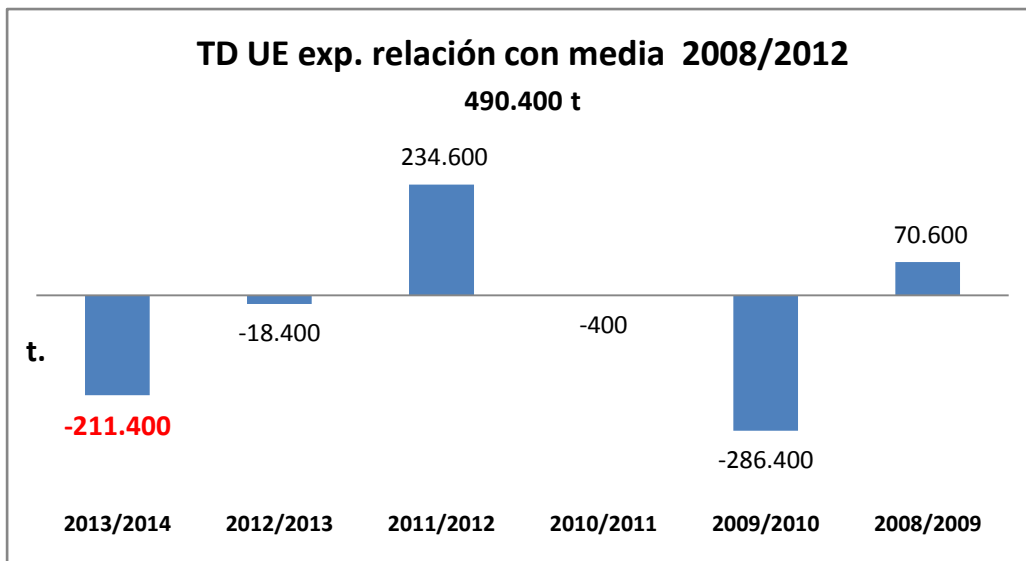


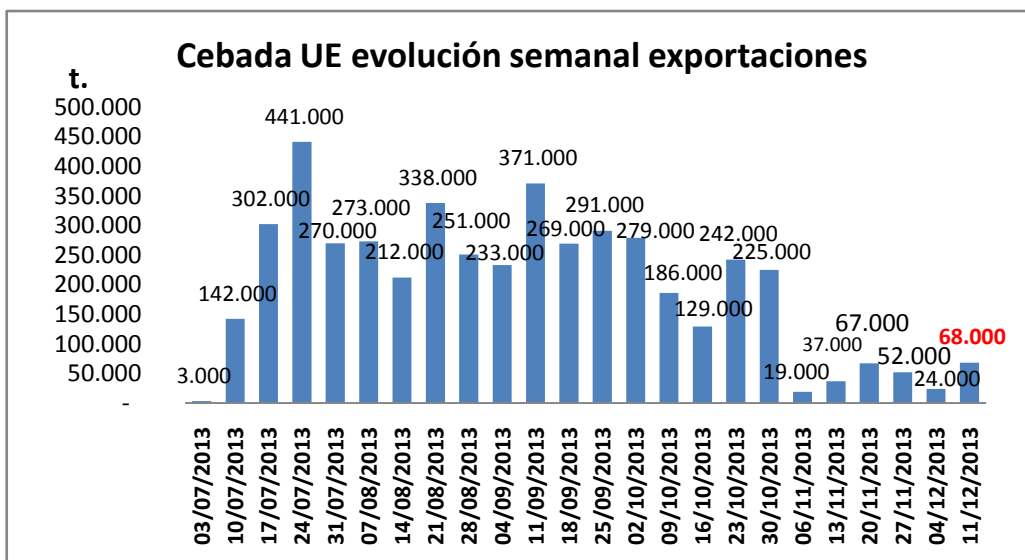
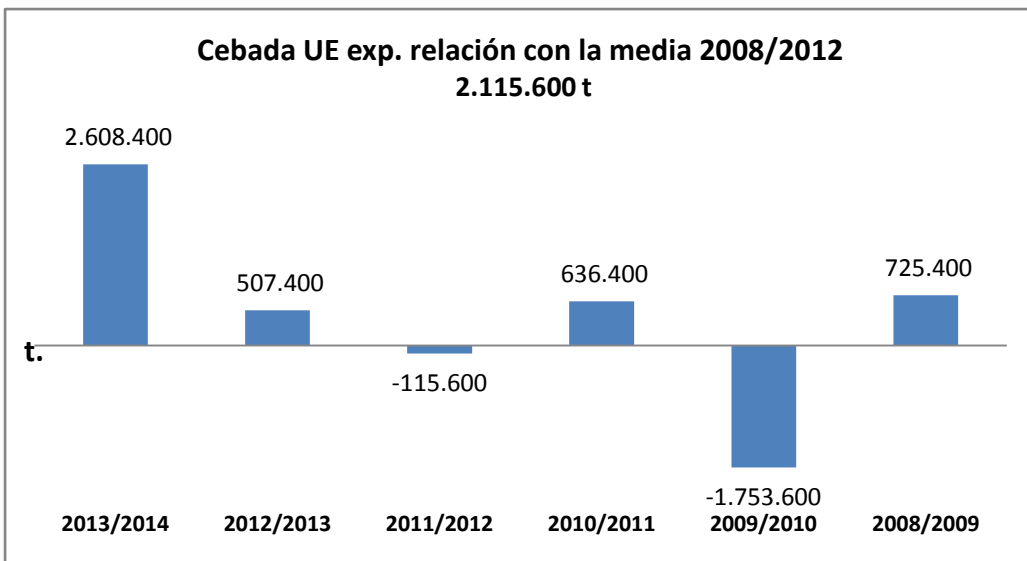
11/12/2013

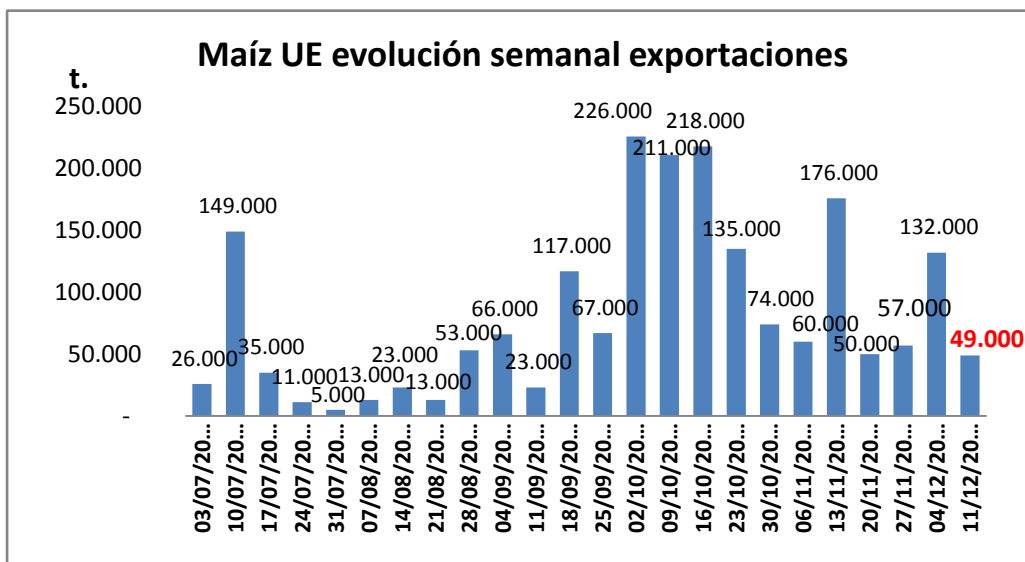
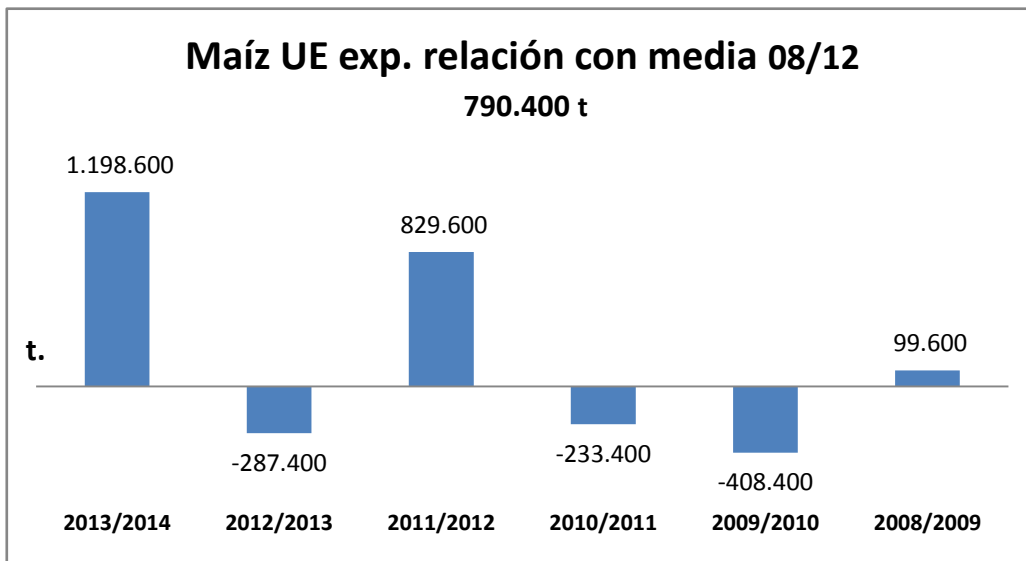
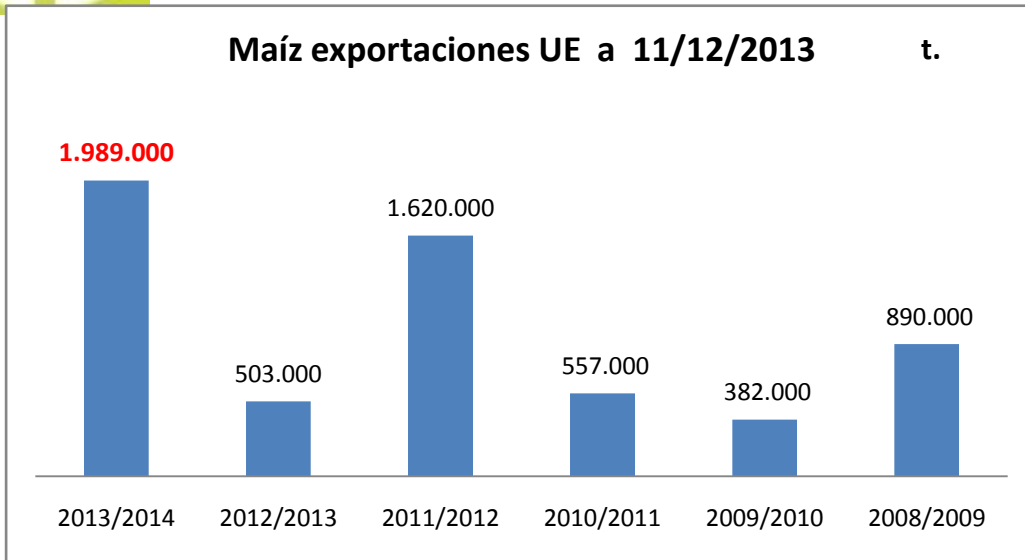
Semana	Exportaciones			Importaciones acumuladas		
	2013/2014	2012/2013	2011/2012	2013/2014	2012/2013	2011/2012
<b>24</b>						
Trigo blando	780.000	583.000	254.000	901.000	2.080.000	2.824.000
trigo duro	14.000	16.000	42.000	672.000	869.000	932.000
cebada	68.000	139.000	12.000	8.000	11.000	98.000
maiz	49.000	2.000	91.000	3.500.000	4.009.000	1.955.000
sorgo				48.000	215.000	39.000
<b>total semana</b>	<b>911.000</b>	<b>740.000</b>	<b>399.000</b>	<b>5.129.000</b>	<b>7.184.000</b>	<b>5.848.000</b>
<b>trigo total campaña</b>	<b>12.548.000</b>	<b>8.556.000</b>	<b>6.881.000</b>	<b>incluye harinas y otros cereales</b>		
<b>total cereales</b>	<b>20.235.000</b>	<b>12.748.000</b>	<b>11.891.000</b>	<b>5.140.000</b>	<b>7.196.000</b>	<b>5.855.000</b>
<b>Balance</b>	<b>15.095.000</b>	<b>5.552.000</b>	<b>6.036.000</b>			





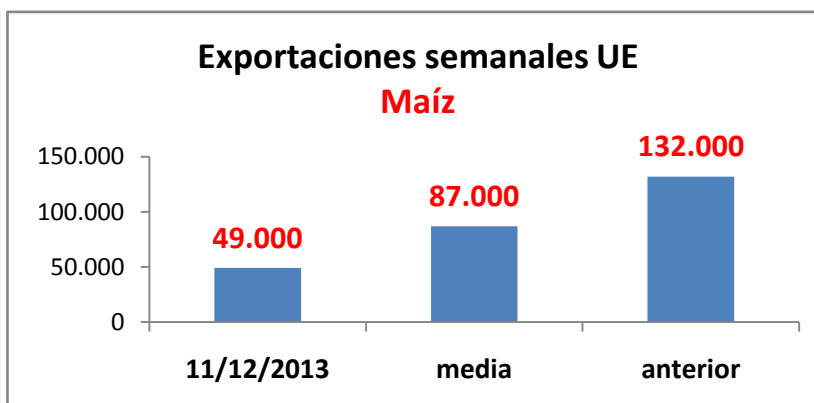
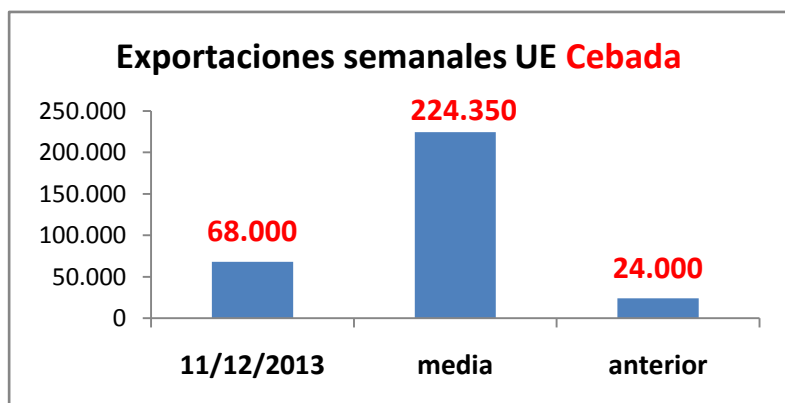
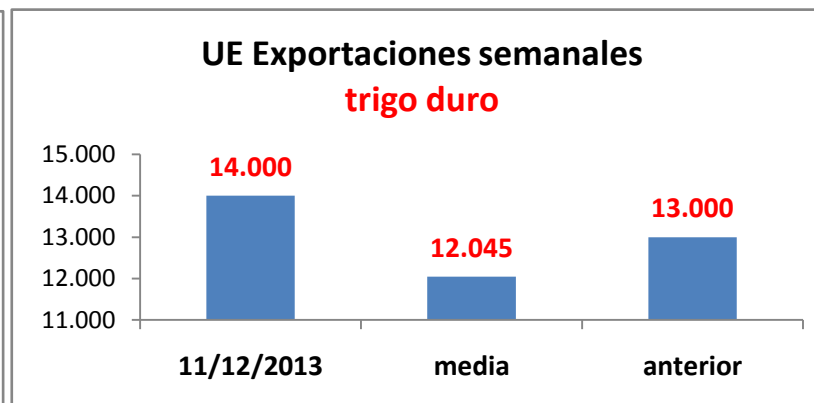
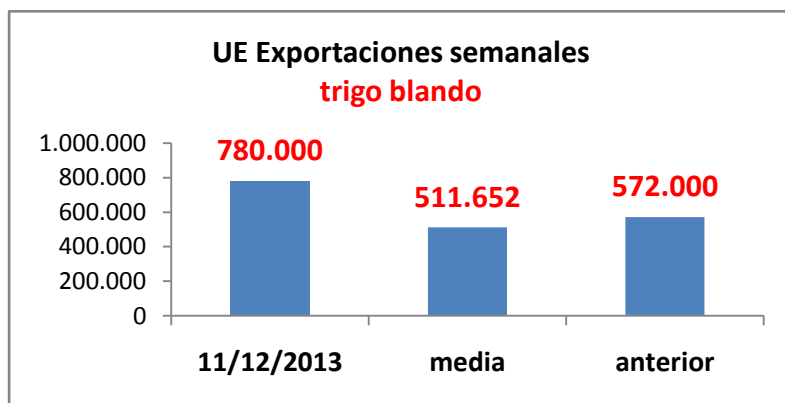


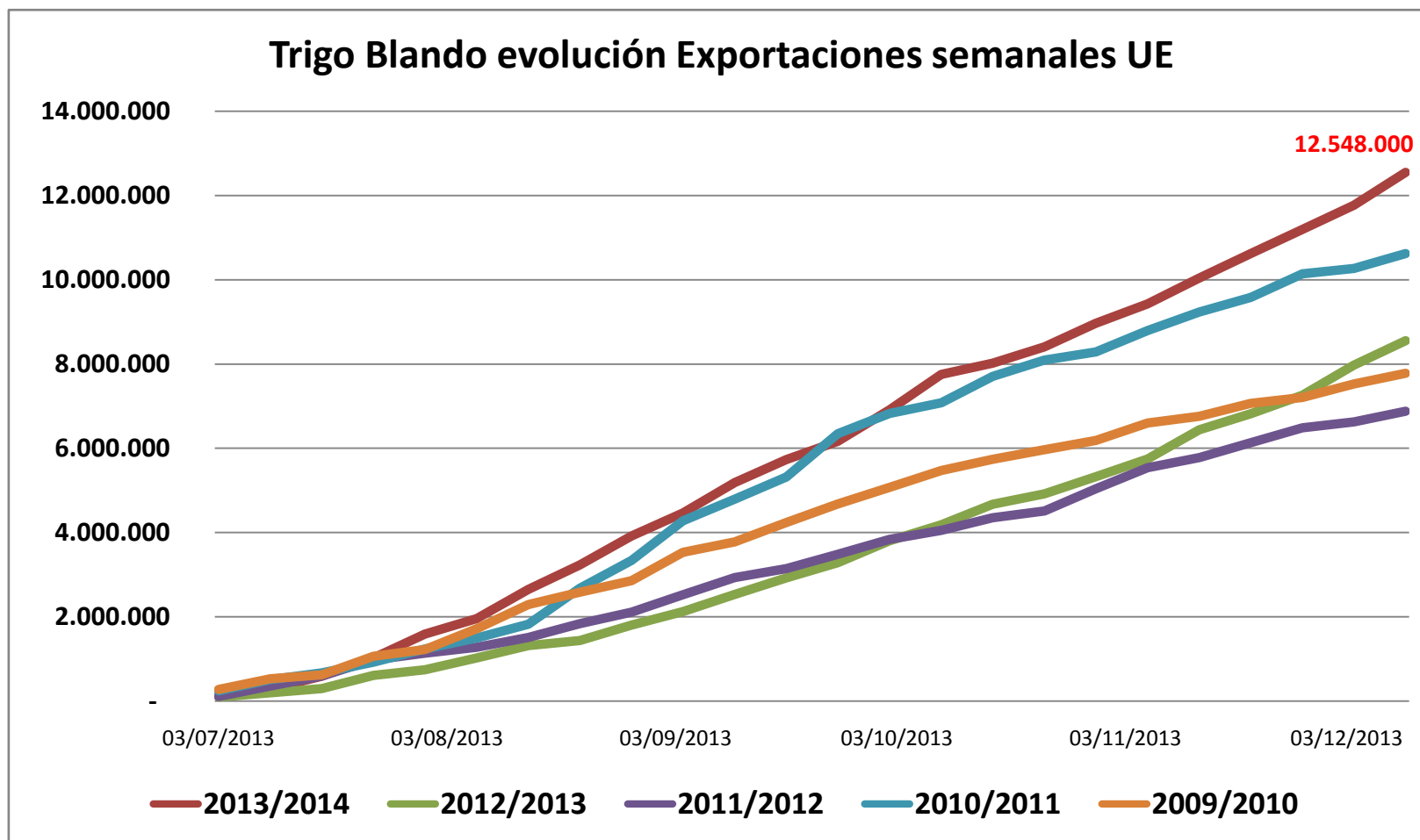




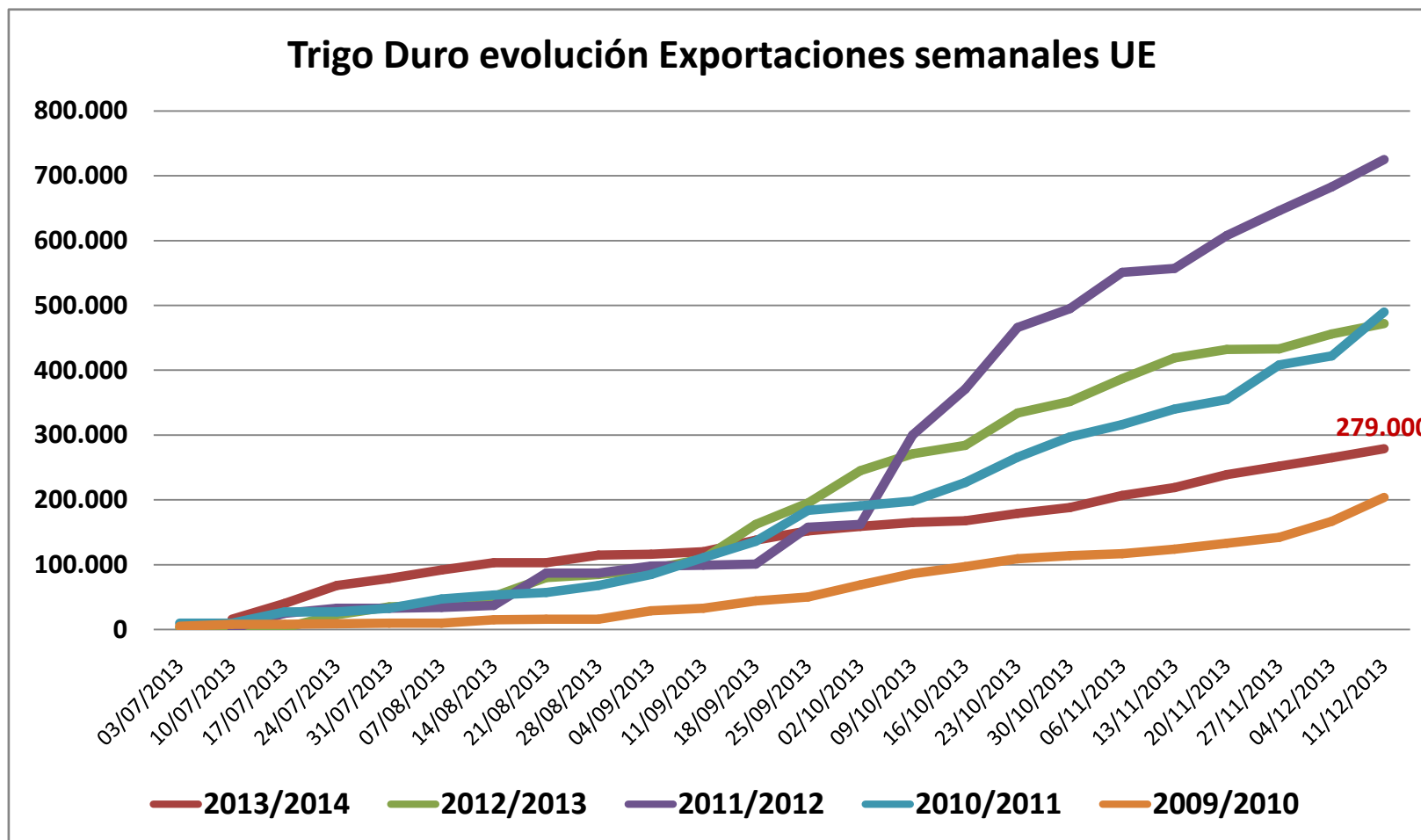


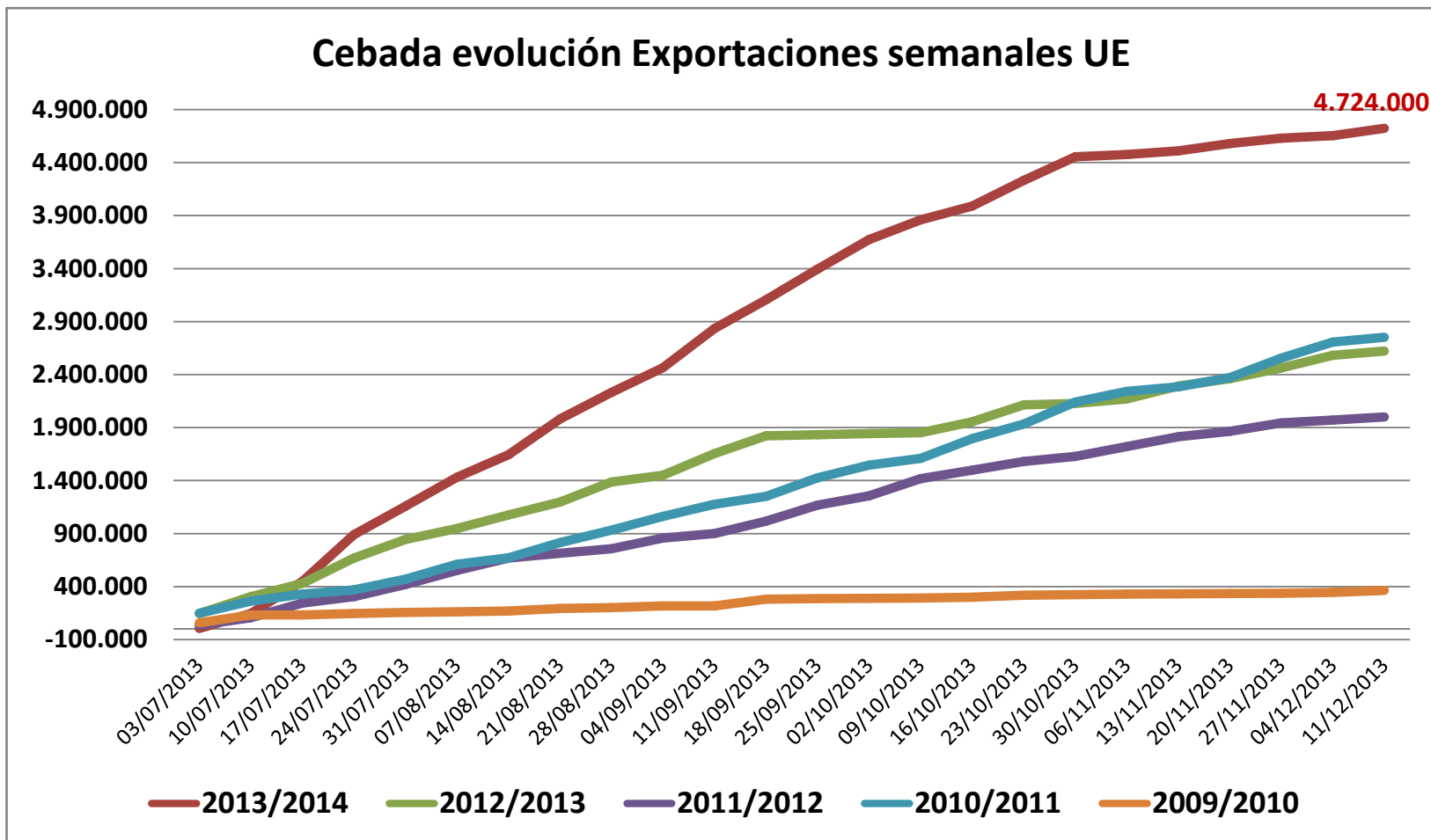
semana	11/12/2013	media	anterior
Exportaciones semanales trigo blando	780.000	511.652	572.000
Exportaciones semanales trigo duro	14.000	12.045	13.000
Exportaciones semanales UE Cebada	68.000	224.350	24.000
Exportaciones semanales UE Maíz	49.000	87.000	132.000

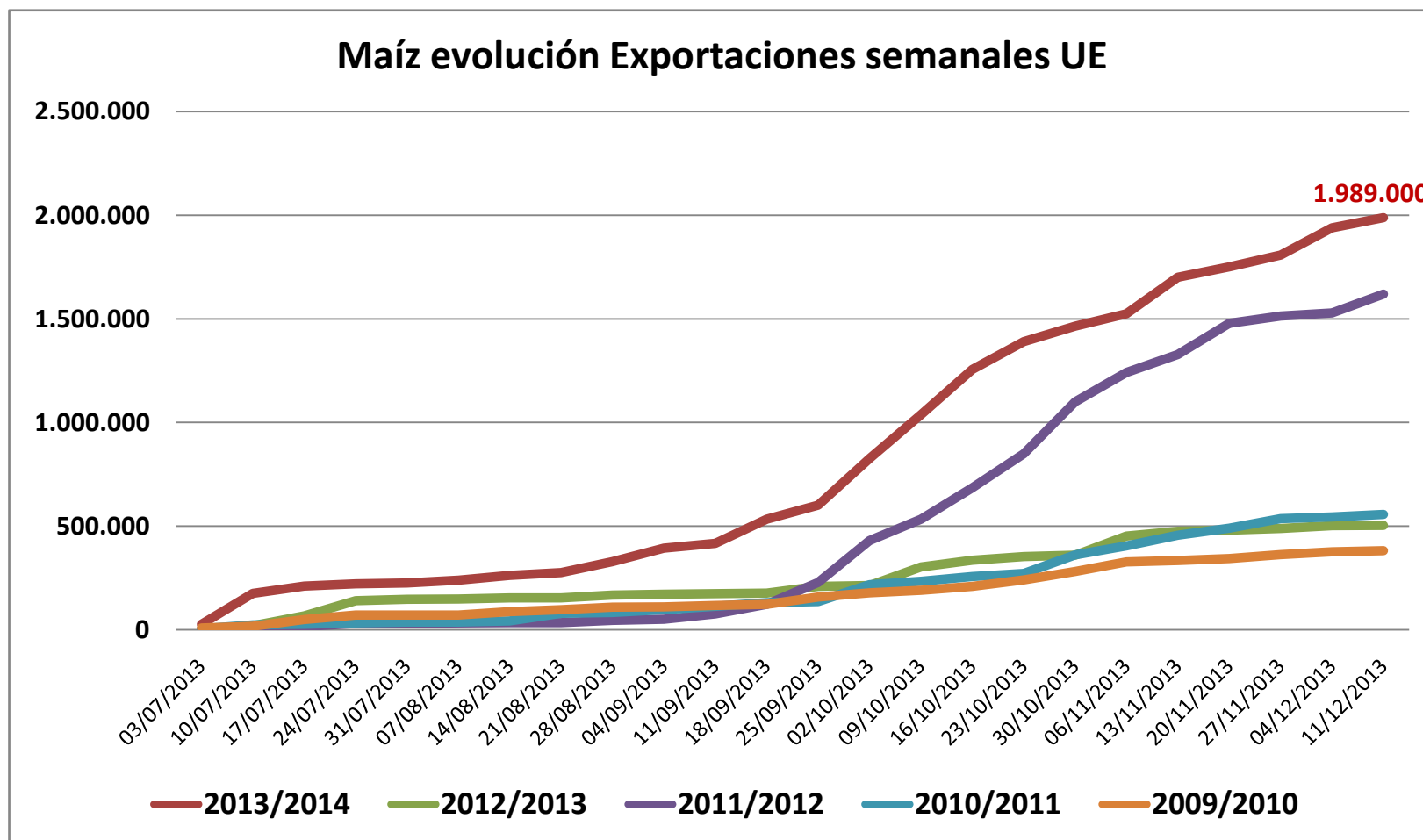






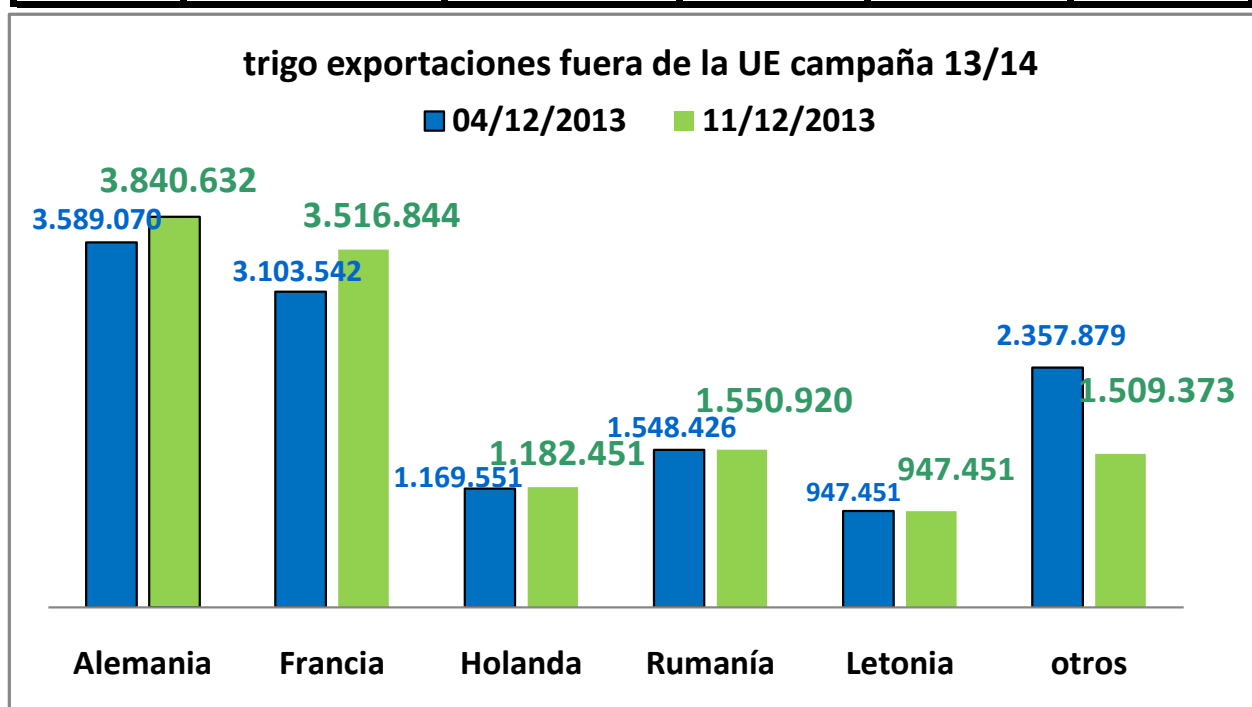








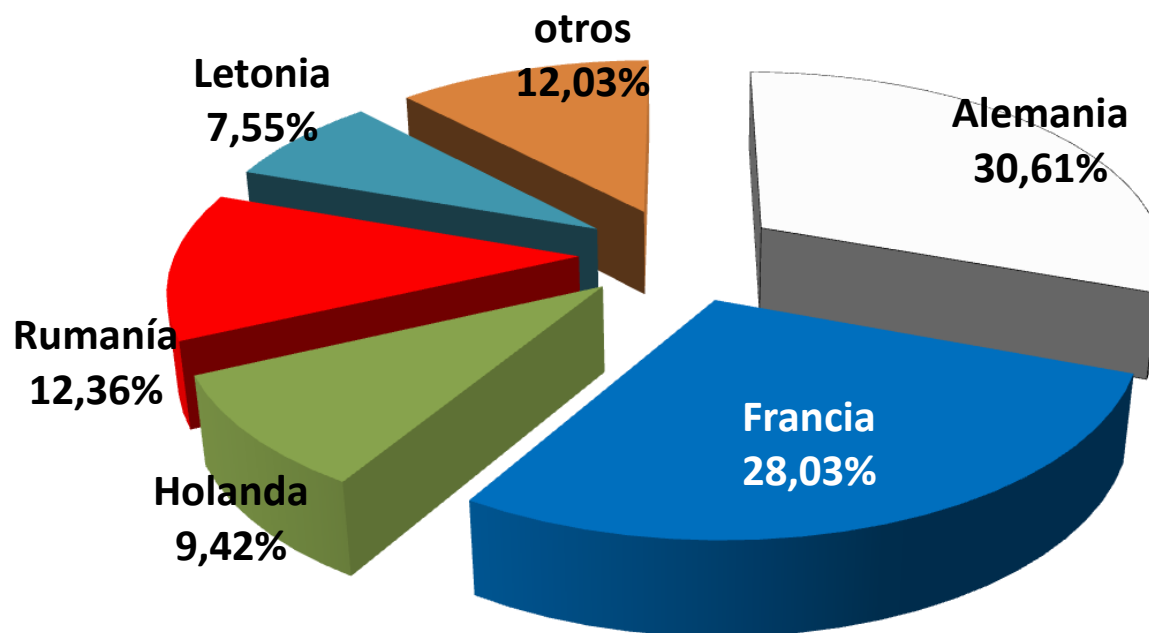
	EXPORTACIONES				
	04/12/2013	11/12/2013	semanal	% exp total	%exp sem
Alemania	3.589.070	3.840.632	251.562	30,61%	32,28%
Francia	3.103.542	3.516.844	413.302	28,03%	53,04%
Holanda	1.169.551	1.182.451	12.900	9,42%	1,66%
Rumanía	1.548.426	1.550.920	2.494	12,36%	0,32%
Letonia	947.451	947.451	-	7,55%	0,00%
otros	2.357.879	1.509.373	98.945	12,03%	12,70%
total UE	11.768.468	12.547.671	779.203	100,00%	100,00%





### Trigo Blando UE % exp total fuera UE

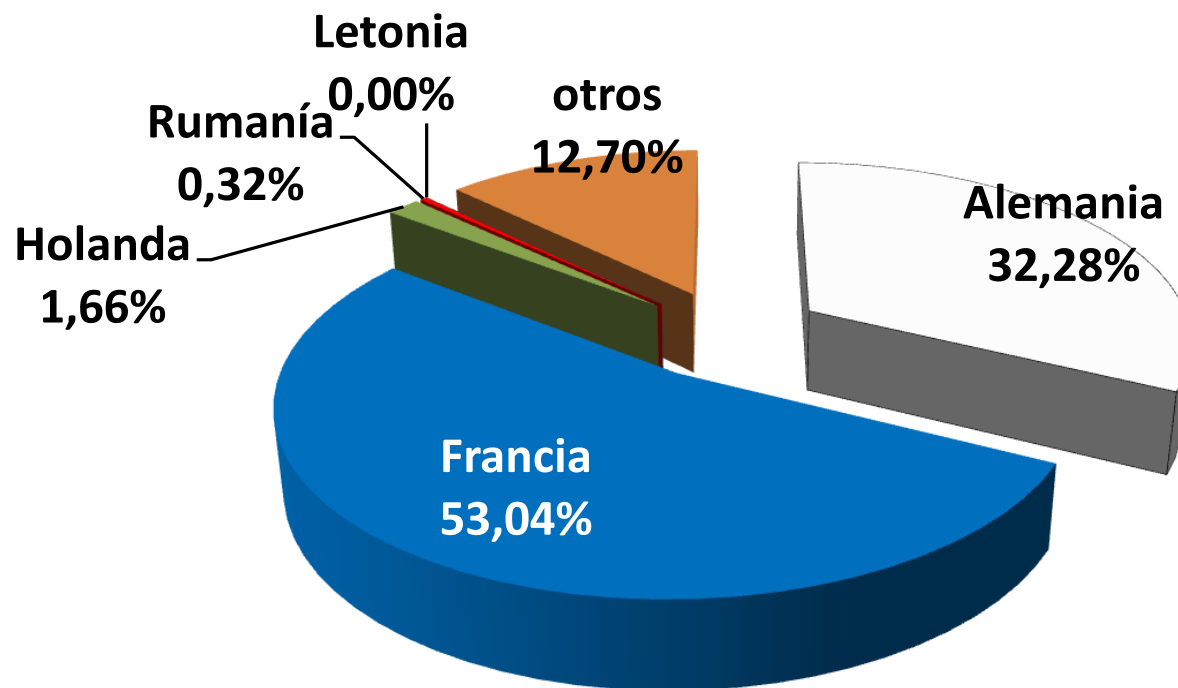
□ Alemania   ■ Francia   ■ Holanda   ■ Rumanía   ■ Letonia   ■ otros





### trigo % semanal exportacion por paises fuera UE

□ Alemania   ■ Francia   ■ Holanda   ■ Rumanía   ■ Letonia   ■ otros



## Engagements à l'exportation et à l'importation Export and import commitments

Situation à la date du 11/12/2013  
Situation at the 11/12/2013

**Cumul de la semaine 1 à 24  
Cumul of week 1 to 24**

	28 Member States				27 Member States				27 Member States			
	01/07/2013 - 10/12/2013				02/07/2012 - 11/12/2012				01/07/2011 - 13/12/2011			
	Export + Food Aid	Export	Food Aid	Import	Export + Food Aid	Export	Food Aid	Import	Export + Food Aid	Export	Food Aid	Import
A.1 Blé tendre /Wheat	12 548 000	12 548 000		901 000	8 556 000	8 556 000		2 080 000	6 881 000	6 881 000		2 824 000
A.2 Farine blé tendre /Wheat flour (Equiv. blé)	495 000	495 000		11 000	543 000	543 000		12 000	701 000	701 000		7 000
B.1 Blé dur /Durum wheat	279 000	279 000		672 000	472 000	472 000		869 000	725 000	725 000		932 000
<b>C. Total A et B</b>	<b>13 321 000</b>	<b>13 321 000</b>		<b>1 584 000</b>	<b>9 570 000</b>	<b>9 570 000</b>		<b>2 961 000</b>	<b>8 307 000</b>	<b>8 307 000</b>		<b>3 763 000</b>
D.1 Orge /Barley	4 724 000	4 724 000		8 000	2 623 000	2 623 000		11 000	2 000 000	2 000 000		98 000
E. Maïs /Maize	1 989 000	1 989 000		3 500 000	503 000	503 000		4 009 000	1 620 000	1 620 000		1 955 000
F.1 Seigle /Rye	77 000	77 000			45 000	45 000			14 000	14 000		
G. Avoine /Oats	124 000	124 000		0	42 000	42 000			50 000	50 000		
H. Sorgho /Sorghum				48 000				215 000				39 000
I. Autres céréales /Other Cereals									0	0		0
<b>J. Total D à I</b>	<b>6 914 000</b>	<b>6 914 000</b>		<b>3 556 000</b>	<b>3 213 000</b>	<b>3 213 000</b>		<b>4 235 000</b>	<b>3 684 000</b>	<b>3 684 000</b>		<b>2 092 000</b>
<b>K. Total Général / General Total</b>	<b>20 235 000</b>	<b>20 235 000</b>		<b>5 140 000</b>	<b>12 784 000</b>	<b>12 784 000</b>		<b>7 196 000</b>	<b>11 991 000</b>	<b>11 991 000</b>		<b>5 855 000</b>

Export	A.1 Blé tendre /Wheat	A.2 Farine blé tendre /Wheat flour	A.3 Gruaux blé tendre /Groats of wheat	A.4 Malt de blé /Wheat malt	B.1 Blé dur /Durum wheat	B.2 Semoule blé dur /Durum wheat meal	B.3 Farine blé dur /Durum wheat flour	D.1 Orge /Barley	D.2 Malt d'orge /Malting barley	D.3 Malt torréfié /Roasted malt	E. Maïs /Maize	F.1 Seigle /Rye	F.2 Farine seigle /Rye flour
BE		18 712						8 000					
BG	389 615	180						140 224			286 385	59	
CZ	1 650	82								25			
DK	22 016	1 740			361			47 924				9 421	
DE	3840 632	14 533			9			1643 573			311 971	55 716	
EE	7 550	299						134 150					
IE													
GR	60	2 434			45 893			60			135	125	
ES		12 893						58 000			561		
FR	3516 844	186 009			195 411			1184 612			202 322		
HR													
IT	5 438	19 082			28 913			91			1 925	20	
CY	78 700							19 675					
LV	428 803	9 553						40 900					
LT	947 571	1 545						139 320					
LU													
HU	189 146	1 039			165			6 956			17 954	1 124	
MT													
NL	1182 451	52 875			7 793			765 930			241 465		
AT	95 829	1 519			103			57 433			51 398	540	
PL	230 455	615			20			28 200			9 630		
PT		14 840									8		
RO	1550 920	1 576						203 175			864 935	260	
SI		661											
SK	275	60						50				148	
FI	7 750	18 805						32 596				140	
SE	30 351	284						33 411				9 460	
UK	21 615	2 870						180 030			65		
<b>EU</b>	<b>12 547 671</b>	<b>362 205</b>			<b>278 668</b>			<b>4 724 310</b>			<b>1 988 779</b>	<b>77 013</b>	



Semaine 1 à 24 du 01/07/2013 au 10/12/2013 / Week 1 to 24 from 01/07/2013 to 10/12/2013

Résumé / Summary

<b>Export</b>	G. Avoine /Oats	H. Sorgho /Sorghum	I.1 Alpistre & autres /Buckwheat & others	I.2 Millet	I.3 Sarrasin /Buckwheat	I.4 Triticale	L. Farine de méteil /Meslin flour
BE							
BG	33						
CZ	3 786						
DK	1 960						
DE	7 693						
EE	5 500						
IE							
GR							
ES	2 242						
FR	4 907						
HR							
IT	3 450						
CY							
LV							
LT							
LU							
HU	661						
MT							
NL	1 300						
AT	725						
PL							
PT							
RO							
SI							
SK							
FI	55 680						
SE	35 674						
UK							
<b>EU</b>	<b>123 610</b>						

Import	A.1 Blé tendre /Wheat	A.2 Farine blé tendre /Wheat flour	A.3 Gruaux blé tendre /Groats of wheat	A.4 Malt de blé /Wheat malt	B.1 Blé dur /Durum wheat	B.2 Semoule blé dur /Durum wheat meal	B.3 Farine blé dur /Durum wheat flour	D.1 Orge /Barley	D.2 Malt d'orge /Malting barley	D.3 Malt torréfié /Roasted malt	E. Maïs /Maize	F.1 Seigle /Rye	F.2 Farine seigle /Rye flour
BE	9 524				46 000						2 043		
BG		126						800			1 004		
CZ											1 579		
DK	2 850										21 802		
DE	7 058	192			22 662						205 558		
EE	760										1 565		
IE		16									147 469		
GR	78 016	439						2 197			21 572		
ES	181 026	49			15 250						1177 630		
FR	9 900	2 662			2 119						30 893		
HR													
IT	300 410	2			532 278			2 018			509 629		
CY	2 894	23									11 748		
LV											10 015		
LT	200										70 526		
LU													
HU											6 441		
MT													
NL	57 430	204			52 363			2 724			525 507		
AT		2			401			90			30 281		
PL	4 800	4			1 100						112 653		
PT	20 897	2									444 627		
RO	6 890	4 200						500			7 056		
SI	4 377	1 180									9 248		
SK											26		
FI											2 226		
SE		313									603		
UK	213 976	1 485			9						148 204		
<b>EU</b>	<b>901 007</b>	<b>10 899</b>			<b>672 183</b>			<b>8 329</b>			<b>3 499 905</b>		

Semaine 1 à 24 du 01/07/2013 au 10/12/2013 / Week 1 to 24 from 01/07/2013 to 10/12/2013

Résumé / Summary

Import	G. Avoine /Oats	H. Sorgho /Sorghum	I.1 Alpistre & autres /Buckwheat & others	I.2 Millet	I.3 Sarrasin /Buckwheat	I.4 Triticale	L. Farine de méteil /Meslin flour
BE		1 375					
BG							
CZ		88					
DK							
DE							
EE							
IE							
GR							
ES		4 933					
FR							
HR							
IT	54	38 026					
CY							
LV							
LT		21					
LU							
HU		88					
MT							
NL		406					
AT							
PL		2 015					
PT		598					
RO							
SI							
SK							
FI							
SE							
UK		158					
<b>EU</b>	<b>54</b>	<b>47 708</b>					